

# Intermediate Government/Credit Fixed Income

Fourth Quarter 2017

## Investment Philosophy

We believe that active sector rotation combined with disciplined risk management results in consistent, value-added returns.

- Formulate strategic intent of portfolio to meet client needs
- Team-driven strategy and execution
- Opportunistic to help provide competitive returns
- Seek to manage downside risk

## Investment Process

### 1. Formulate market outlook to derive:

- Interest-rate expectations
- Yield curve positioning
- Duration targets

### 2. Determine sector weightings based on:

- Macro view on asset classes
- Relative value
- Sector and subsector outlook

### 3. Conduct extensive analysis on each security

- Downside risk potential
- Asymmetric risk perspective
- Forward-looking fundamentals

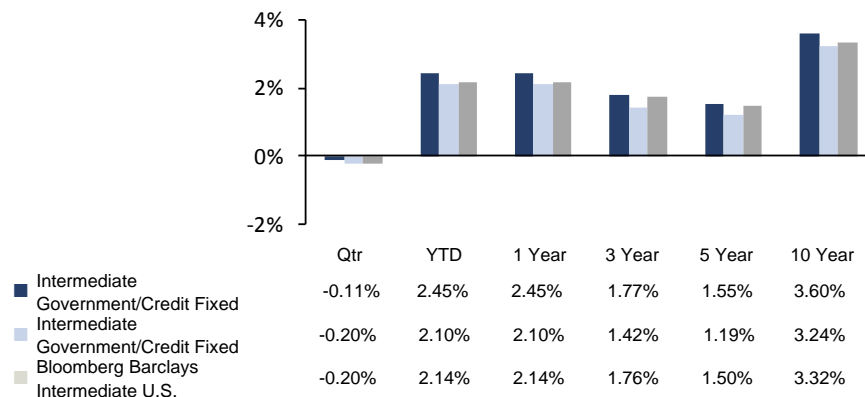
### 4. Construct portfolio within strategic framework

- Sector and subsector weights based upon relative valuation
- Security selection in support of portfolio risk/reward profile
- Duration and yield curve management driven by macro outlook



## Performance Summary<sup>1</sup>

(Annualized as of 12/31/17)



<sup>1</sup> Data as of 12/31/17. Source: Advent Portfolio Exchange® (APX). Performance returns are presented gross and net of fees and include the reinvestment of all income. Gross of fee performance returns do not reflect the payment of investment advisory fees and other expenses. Actual returns will be reduced by advisory fees and other expenses that may be incurred in the management of the account. Net of fee performance was calculated using the highest management fee of .35%, representing the maximum advisory fees charged to client accounts invested in the Intermediate Government/Credit Fixed Income Composite during the respective period. For information regarding the current investment advisory fees of PNC Capital Advisors, LLC, please refer to Form ADV, Part 2A, which is available at: <https://pnccapitaladvisors.com>. Please refer to our GIPS®-compliant presentation, which includes additional important disclosures and is located at the end of this presentation.

Past performance is no guarantee of future results.

[pnccapitaladvisors.com](http://pnccapitaladvisors.com)

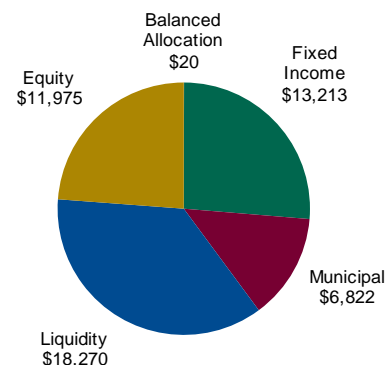
## FIRM OVERVIEW

PNC Capital Advisors, LLC and its predecessors have provided institutional asset management services for over two decades. Our investment team approach allows portfolio managers to do what they do best – manage money. Each team follows a disciplined process with a focus on style purity, consistency, and risk management. The teams are supported by centralized sales, client service, performance measurement, and compliance capabilities. PNC Capital Advisors offers a comprehensive array of investment strategies across both equity and fixed income classes to serve the investment requirements of corporate, public, multi-employer, foundations, endowments, and other tax-exempt clients, as well as select individual clients.

## ASSETS UNDER MANAGEMENT<sup>2</sup>

Total Firm:	\$50,300 million
Total Fixed Income:	\$31,482 million
Intermediate Government/Credit Fixed Income:	\$1,372 million
Inception Date:	12/31/94

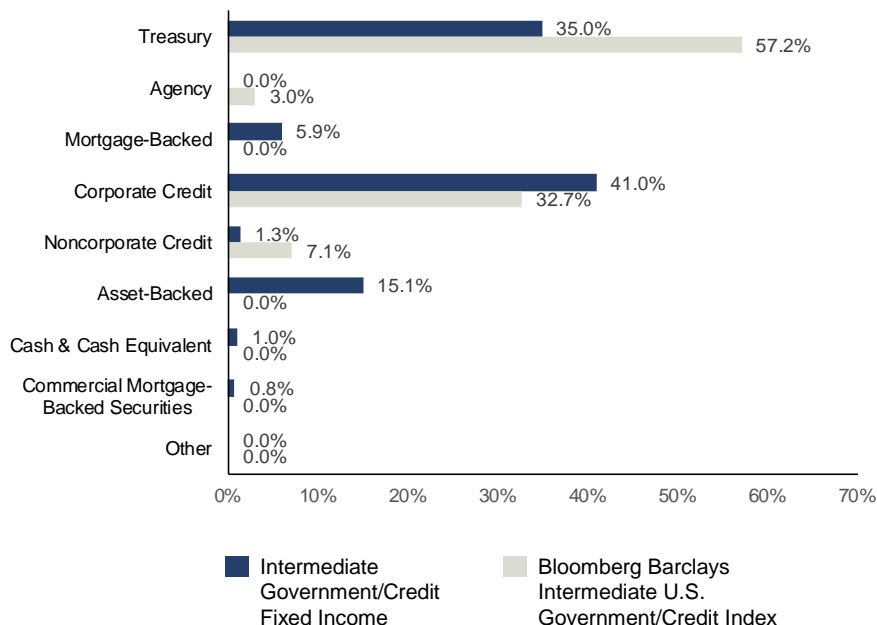
## BY ASSET CLASS<sup>2</sup>



<sup>2</sup> AUM totals in millions for the period ending December 31, 2017.

## Portfolio Characteristics & Allocations<sup>3</sup>

### Sector Allocation



### MANAGEMENT TEAM

Our Fixed Income investment team consists of experienced investment management professionals:

**Sean T. Rhoderick, CFA**  
 Chief Investment Officer  
 Taxable Fixed Income  
 23 years industry experience

**Total Fixed Income Investment Management Staff**  
 Portfolio Managers: 9  
 Risk Analysts: 5  
 Securities Analysts: 5  
 Average Experience: 18

CFA® and Chartered Financial Analyst® are trademarks owned by CFA Institute.

### Characteristics

	Intermediate Government/Credit Fixed Income	Bloomberg Barclays Intermediate U.S. Government/Credit Index
Weighted Average Life (Years)	4.4	4.4
Effective Duration (Years)	3.9	4.0
Average Quality	Aa2	Aa2
Yield to Maturity	2.5%	2.4%
Turnover (12-month trailing)	107.9	N/A
Number of Holdings	152	4,772

### Duration Distribution

	Intermediate Government/Credit Fixed Income	Bloomberg Barclays Intermediate U.S. Government/Credit Index
<1 Year	8.2%	0.2%
1-3 Years	22.1%	39.5%
3-4 Years	17.8%	15.7%
4-6 Years	32.5%	23.9%
6-8 Years	17.6%	16.9%
>8 Years	1.7%	3.8%

### Quality Allocation

	Intermediate Government/Credit Fixed Income	Bloomberg Barclays Intermediate U.S. Government/Credit Index
AAA	59.8%	64.7%
AA	3.6%	4.3%
A	20.6%	14.5%
BBB	16.0%	16.6%
BB or Lower	0.0%	0.0%

<sup>3</sup> Supplemental information. Sources: Portfolio – Citigroup Yield Book; Benchmark – Bloomberg Barclays. All duration calculations – Citigroup Yield Book. Analytics provided by 'The Yield Book'® Software and Services. Data reflect the characteristics of the representative portfolio managed under the fixed income investment style as of 12/31/17 and is for illustration purposes only. Characteristics are subject to change and should not be considered as investment recommendations. It should not be assumed that investment in the sectors listed and account quality ratings or duration ranges were or will prove profitable, or that investment decisions we make in the future will be profitable. Characteristics, sector weights, account quality ratings or duration ranges with regard to any particular client account may vary based on any investment restrictions applicable to the account. **Past performance is no guarantee of future results.**

# Intermediate Government/Credit Fixed Income Composite

**Firm Description:** As of September 29, 2009, PNC Capital Advisors, Inc. and its affiliate Allegiant Asset Management Company each merged into and with PNC Capital Advisors, LLC ("PNC Capital Advisors" or "the Firm"). PNC Capital Advisors, a registered investment adviser and direct wholly owned subsidiary of The PNC Financial Services Group, Inc. ("PNC"), provides investment advice with respect to equity and fixed income securities for a variety of clients, including institutional accounts and registered investment companies.

For Global Investment Performance Standards (GIPS®) purposes, PNC Capital Advisors, LLC includes:

- 1) Assets under management of PNC Bank, N.A. that were previously attributed to a predecessor firm, Mercantile, which prior to September 14, 2007 was defined to include the assets of Mercantile-Safe Deposit and Trust Company and its subsidiary, Mercantile Capital Advisors, Inc. Effective September 14, 2007, Mercantile-Safe Deposit and Trust Company was merged into PNC Bank, N.A., and in conjunction with such merger, PNC Capital Advisors, Inc. became a subsidiary of PNC Bank, N.A. PNC Capital Advisors, Inc. commenced serving as subadvisor to certain clients of PNC Bank, N.A. effective February 11, 2008.
- 2) Assets under management of PNC Municipal Investment Group, formerly a part of PNC Bank, N.A., now a business unit of PNC Capital Advisors.
- 3) Assets under management of the Advantage Equity Portfolio Management Team, formerly a part of PNC Institutional Investment Group ("PNC IIG"), a part of PNC Bank, N.A., now a business unit of PNC Capital Advisors.
- 4) Wrap program assets managed by Allegiant Advisory Services, formerly a part of Allegiant Asset Management Company.
- 5) Assets under management of Allegiant Asset Management Company (excluding Allegiant Advisory Services), formerly a wholly owned subsidiary of National City Corporation, now an institutional subsidiary of the PNC Financial Services Group, Inc. and part of PNC Capital Advisors.

**Compliance Statement:** PNC Capital Advisors, LLC claims compliance with the Global Investment Performance Standards (GIPS®) and has prepared and presented this report in compliance with the GIPS standards. PNC Capital Advisors, LLC has been independently verified by Ashland Partners & Company LLP for the period September 29, 2009 through December 31, 2016. Verification assesses whether (1) the firm has complied with all the composite construction requirements of the GIPS standards on a firm-wide basis and (2) the firm's policies and procedures are designed to calculate and present performance in compliance with the GIPS standards. The Intermediate Government/Credit Fixed Income Composite has been examined by Ashland Partners & Company LLP for the period January 1, 2008 through December 31, 2016. The verification and performance examination reports are available upon request.

**Verification:** Compliance with the GIPS standards for the predecessor firm (Allegiant Asset Management Company) was verified by Ashland Partners & Company LLC for the period January 1, 2008 through September 29, 2009 and by a previous verifier for the period January 1, 1998 through December 31, 2007. In addition, a performance examination was conducted on the Intermediate Government/Credit Fixed Income Composite for the period January 1, 1998 through December 31, 2007 by a previous verifier. Copies of the verification reports as well as policies for valuing portfolios, calculating performance, and preparing compliant presentations are available upon request. A list of composite descriptions is also available upon request.

**Composite Description:** The investment objective of the Intermediate Government/Credit Fixed Income Composite is to seek current income as well as preservation of capital by investing in a portfolio of high- and medium-grade fixed income securities, with portfolio duration and structure characteristics benchmarked to the Bloomberg Barclays Intermediate U.S. Government/Credit Index. The Intermediate Government/Credit Fixed Income Composite represents all portfolios managed in both the Intermediate Government/Credit Fixed Income (Unrestricted) Composite and the Intermediate Government Intermediate Government/Credit (Restricted) Fixed Income Composite. Results from all accounts have been continuous from the first full month under management to present or last full month under management. The Intermediate Government/Credit Fixed Income Composite was created October 1, 2003. The current portfolio management team has managed the

## PNC Capital Advisors Intermediate Government/Credit Fixed Income Composite

Composite Inception Date: December 31, 1994  
Composite Creation Date: September 30, 2003

Year	Gross of Fees Return %	Net of Fees Return %	3 Yr Ex-Post Std Dev Comp %	Benchmark Return %	3 Yr Ex-Post Std Dev Benchmark %	Number of Portfolios (Year-end)	Composite Dispersion (Std Dev %)	Composite Assets (\$ millions)	Firm Assets (\$ millions)
2016	2.09	1.74	1.99	2.08	2.22	30	0.27	946.5	48,659
2015	0.78	0.43	1.85	1.07	2.10	35	0.28	1,577.8	41,592
2014	2.96	2.60	1.87	3.13	1.94	41	0.09	1,759.7	41,062
2013	(0.52)	(0.87)	2.10	(0.86)	2.11	43	0.15	1,680.5	36,882
2012	4.92	4.55	2.09	3.89	2.16	51	0.25	1,782.5	34,425
2011	4.82	4.45	2.46	5.80	2.55	45	0.17	1,753.1	35,113
2010	6.23	5.86		5.89		35	0.34	1,365.8	33,318
2009	7.69	7.31		5.24		64	1.56	1,353.4	32,318
2008	4.87	4.50		5.09		64	0.90	1,233.2	27,606
2007	7.47	7.09		7.39		49	0.22	1,254.1	30,333

accounts comprising the composite since September 29, 2009 when PNC Capital Advisors, Inc. merged with Allegiant Asset Management Company ("Allegiant"). Effective February 17, 2015, Sean Rhoderick, CFA, assumed the role of Chief Investment Officer for Taxable Fixed Income from Andrew Harding. Mr. Harding had served as Chief Investment Officer for Taxable Fixed Income of PNC Capital Advisors, LLC, and its predecessor firms since 2000. Prior to the merger, PNC Capital Advisors, Inc. maintained the PNC Intermediate Government/Credit Bond Composite and Allegiant maintained the Allegiant Intermediate Government/Credit Consolidated Fixed Income Composite. Upon merger of the two firms, the Allegiant Intermediate Government/Credit Consolidated Fixed Income Composite was determined to be the survivor composite because it best represented the investment strategy and process to be employed going forward. For the period December 31, 2009, through June 30, 2010, the Intermediate Government/Credit Fixed Income Composite was known as the Intermediate Government/Credit Fixed Income – Structured Composite due to a relative emphasis on Mortgage Backed and other "structured" securities.

**Benchmark:** The benchmark for the composite is the Bloomberg Barclays Intermediate U.S. Government/Credit Index.

**Minimum Account Size:** All discretionary accounts in excess of \$2 million have been included in the composite. Effective July 1, 2010, the minimum account size is \$10 million.

**Calculation of Results:** Accounts are valued using trade date accounting and are denominated in U.S. dollars. Performance results reflect the reinvestment of interest, dividends, and realized capital gains and include cash, cash equivalents, convertible securities, and preferred securities, if applicable. Dividends and interest are recorded on an accrual basis and are net of all applicable foreign withholding taxes, if any.

Performance results are presented on a gross and net basis and include the reinvestment of all income. The net results reflect the deduction of 0.40% for the period prior to January 1, 2004, and 0.35% thereafter, representing the maximum advisory fees charged to client accounts during the respective periods in the Intermediate Government/Credit Fixed Income Composite. The actual fees paid by a client may vary based on assets under management and other factors. Past performance is no guarantee of future results.

**Significant Cash Flows:** As of January 1, 2012, PNC Capital Advisors, LLC defines a significant cash flow for the portfolios of the Intermediate Government/Credit Fixed Income Composite as one or more external cash flows during the month equaling an absolute value greater than 10% of the portfolio's assets at the beginning of the month.

**Dispersion:** The dispersion of annual return is measured by the standard deviation across asset-weighted portfolio returns represented within the composite for a full year. Prior to 2007, the dispersion of annual return was calculated across equal-weighted portfolio returns. For periods during which five or fewer accounts were included in the composite for a full year, standard deviation is not disclosed because it is not considered meaningful.

**Fee Schedule:** The management fee schedule is as follows: 0.35% on first \$15 million, 0.30% on next \$35 million, 0.25% on next \$50 million, 0.20% on next \$100 million, and 0.15% on anything over \$200 million. The actual fees paid by a client may vary based on assets under management and other factors.

# Intermediate Government/Credit Fixed Income Composite

This publication is for informational purposes only. Information contained herein is believed to be accurate, but has not been verified and cannot be guaranteed. Opinions represented are not intended as an offer or solicitation with respect to the purchase or sale of any security and are subject to change without notice. Statements in this material should not be considered investment advice or a forecast or guarantee of future results. To the extent specific securities are referenced herein, they have been selected by the author on an objective basis to illustrate the views expressed in the commentary. Such references do not include all material information about such securities, including risks, and are not intended to be recommendations to take any action with respect to such securities. The securities identified do not represent all of the securities purchased, sold or recommended and it should not be assumed that any listed securities were or will prove to be profitable.

PNC Capital Advisors, LLC is an SEC-registered investment adviser, offering an array of investment strategies. Registration with the SEC does not imply any level of skill or training. PNC Capital Advisors, LLC is an indirect subsidiary of The PNC Financial Services Group, Inc. PNC Capital Advisor's strategies and the investment risks and advisory fees associated with each strategy can be found within Part 2A of the firm's Form ADV, which is available at <https://pnccapitaladvisors.com>.

©2018 The PNC Financial Services Group, Inc. All rights reserved.

**INVESTMENTS: NOT FDIC INSURED ● NO BANK GUARANTEE ● MAY LOSE VALUE**